


GOT315WL-845-PCT NEW


15.6" WXGA TFT Multi-touch Panel Computer with Intel® Pentium® Processor N3710

Features

- 15.6" WXGA projected capacitive multi-touch wide screen
- Fanless design with Intel® Pentium® processor N3710
- 2.5" SATA HDD & mSATA
- 3G, WLAN module & antennas (optional)
- 2 GbE LANs, 2 USB 3.0, 2 USB 2.0 and 2 COM
- IP65-rated aluminum front bezel
- Supports panel mount and VESA mount (VESA arm/desktop stand/wall mount optional)
- Adjustable RS-232/422/485 setting via BIOS



▲ Rear view



- | | | |
|--------------------------------------|------------------------------|---------------------------|
| 1. Terminal block for DC power input | 6. HDMI | 11. Speaker |
| 2. 2 x USB 2.0 | 7. 2 x USB 3.0 | 12. Blacklight switch |
| 3. Audio (Line-out) | 8. 2 x LAN | 13. Brightness adjust +/- |
| 4. 1 x RS-232/422/485 | 9. Power switch (ATX) | |
| 5. 1 x RS-232 | 10. AT/ATX selectable switch | |



Introduction

The GOT315WL-845 adopts a 15.6-inch WXGA LCD and supports low power Intel® Pentium® processor N3710. It also provides two PCI Express Mini Card slots for 3G, wireless network connectivity. This 15.6" multi-touch panel computer is suitable for transportation, heavy-duty industry, smart factory automation, and oil pipe monitoring systems.

15.6-inch WXGA LCD with Projected Capacitive Multi-touch

The 15.6" WXGA touch panel PC supports 400 nits brightness, able to display contents in HD resolution. With projected capacitive multi-touch screen, users can operate the device more directly and friendly. The hardness of touch glass surface is up to 7h for anti-scratch purpose.

WLAN Antenna Supported (optional)

The GOT315WL-845 provides two PCI Express Mini Card slots and WLAN antennas for 3G and wireless network connectivity.

Specifications

Front Bezel	IP65 front bezel	
LCD Panel	Display Type	15.6" WXGA TFT LCD
	Brightness (cd/m ²)	400 nits
	Resolution	1366 x 768
Main System	CPU	Intel® Pentium® processor N3710 4C @ 1.6 GHz (Braswell)
	Chipset	SoC integrated
	System Memory	1 x 204-pin DDR3L-1333/1600 SO-DIMM, up to 8GB
	BIOS	AMI UEFI BIOS
	Storage	1 x 2.5" SATA HDD (9.5 mm height) 1 x mSATA
	Watchdog Timer	255 levels, 0 to 255 sec.
	Onboard Graphics	Integrated Intel® HD Graphics

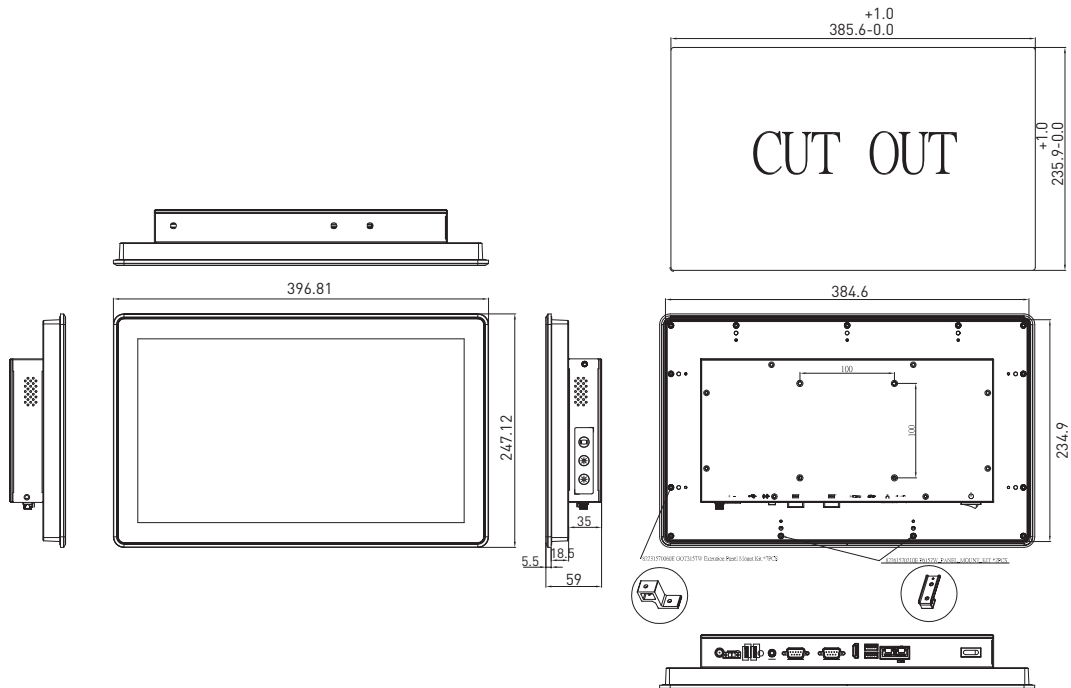
Specifications

I/O Connector	1 x RS-232 1 x RS-232/422/485 1 x Switch for power on/off (ATX) 1 x Audio (Line-out) 2 x USB 3.0 2 x USB 2.0 2 x 10/100/1000 Mbps Ethernet (Intel® i211-AT)
TPM	N/A
Expansion Interface	1 x Full-size PCI Express Mini Card slot with mSATA 1 x Full-size PCI Express Mini Card slot with SIM
Touchscreen	Projected capacitive multi-touch
Power Supply	DC version: 24 VDC
Power Consumption	72W
Dimensions	396.8 mm (15.62") (W) x 59.0 mm (2.3") (D) x 247.1 mm (9.73") (H)
Packing Dimensions	525 mm (20.67") (W) x 186 mm (7.32") (D) x 470 mm (18.51") (H)
Weight (net/gross)	4.5 kg (9.9 lb)/6.5 kg (14.3 lb)
Operating Temperature	0°C to +50°C (+32°F to +122°F)
Relative Humidity	20% to 90% @ +40°C; non-condensing
Operation Vibration	1G, 10 - 500 Hz, random for 2.5" SATA HDD
Certifications	CE

Packing List

- 1 x GOT315WL-845
- 1 x Driver CD
- 1 x Phoenix connector
- 1 x Panel mount kit

Dimensions



Ordering Information

GOT315WL-845-PCT-DC	15.6" WXGA TFT fanless touch panel computer with Intel® Pentium® N3710 1.6 GHz quad core processor, projected capacitive multi-touch screen and 24 VDC terminal block connector
---------------------	---

Optional Accessories

Wi-Fi	
4G	
82231770050E	GOT3177T-834 wall mount kit
50906D24000E	Adaptor 24V/120W, wire only, FSP120-AAAN3

*Specifications and certifications may vary based on different requirements.

Optional EOS Installation

Windows® 10 IoT Enterprise

Optional OS Installation

Windows® 10